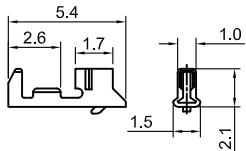


The information provided herein is from CONNELY Electronic Co., Ltd. and is confidential. Any disclosure to a party other than the recipient is prohibited. The intellectual properties and its rights contained herein, including but not limited to, trademarks, patents, copyrights, trade secrets, and technical know-how, are owned exclusively by CONNELY or its affiliates. Unauthorized use of this information in any format or manner. CONNELY may enforce its intellectual property rights at its own discretion; failures or delays in exercising such rights does not constitute a waiver of such rights.

1 2 3 4 5 6 7 8

REV.	DESCRIPTION	DRAWN	CHECKED	APPROVED
A	NEW RELEASE	LJH 05/09/05'		LJC 05/09/05'
B	DRAWING UPDATE	JLZ 06/15/16'	HZW 06/15/16'	LJC 06/15/16'
C	DRAWING UPDATE	JLZ 04/30/19'		

Female TERMINAL



T-DS1066-S C X 0 0

Contact Plating  
6: Tin

Female Terminal

Wire Range		O.D of Wire
Section Area (mm) <sup>2</sup>	AWG#	mm
0.05-0.22	30-24	0.9-1.5

NOTES:

1. MAIN SPECIFICATIONS

- . Housing material: NYLON 66
- . Wire range: AWG#30~#24
- . Rated voltage: 100V
- . Rated current: 2A(24AWG)
- . Contact resistance: 30mΩ Max
- . Insulation resistance: 1000MΩ Min
- . Withstanding voltage: 500V,AC 1 minute
- . Temperature range: -25 ~ +85°C
- . Recommend PC board thickness:1.6mm

2. PRODUCT NUMBER CODE:

DS1066 - X X X X X X X

Bend Type (R/A only)  
A: Type A  
B: Type B

Contact Type  
X: W/O kink  
S: W/ kink

Contact Plating  
6: Tin  
8: Full gold flash

Housing Color  
W: White  
E: Orange

Mounting type  
V: V/T type

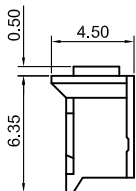
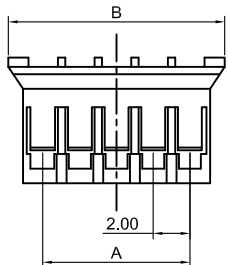
R: Right Angle

Connector type

M: Male

No.of contact  
2 to 15

Female HOUSING

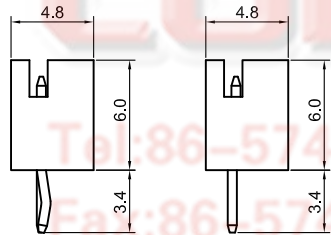
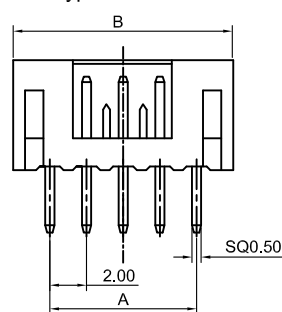


I-DS1066-S C X 0 X

No.of Hole  
02~15

Color of Housing  
E: Orange  
W: White

Male V/T type



W/ kink

W/O kink

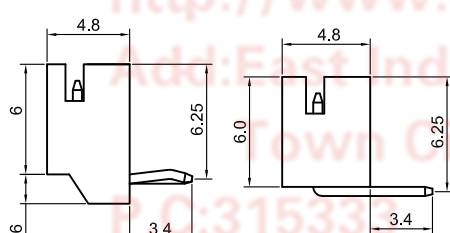
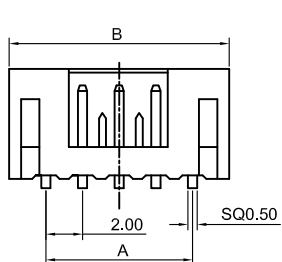
Female HOUSING

Position	DIMENSION	
	A	B
2	2.0	6.0
3	4.0	8.0
4	6.0	10.0
5	8.0	12.0
6	10.0	14.0
7	12.0	16.0
8	14.0	18.0
9	16.0	20.0
10	18.0	22.0
11	20.0	24.0
12	22.0	26.0
13	24.0	28.0
14	26.0	30.0
15	28.0	32.0

Male

Position	DIMENSION	
	A	B
2	2.0	5.8
3	4.0	7.8
4	6.0	9.8
5	8.0	11.8
6	10.0	13.8
7	12.0	15.8
8	14.0	17.8
9	16.0	19.8
10	18.0	21.8
11	20.0	23.8
12	22.0	25.8
13	24.0	27.8
14	26.0	29.8
15	28.0	31.8

Male RIGHT ANGLE



Type A

Type B

GENERAL TOLERANCE		ANGLE TOLERANCE	
X.	±0.60	X.	±5°
.X	±0.38	.X	±3°
.XX	±0.25	.XX	±2°

PROJECTION	TITLE	P.C.B CONNECTOR 2.0mm PH TYPE	
	mm	SHEET SIZE	A4
UNITS	mm	SERIES	DS1066 SERIES

DRAWING TYPE	CUSTOMER		
SCALE	1:1	SHEET	1 OF 1
DRAWING NO.	C-DS1066-XXXXXX-C		

晨翔电子有限公司  
CONNELY CONNELY ELECTRONIC CO. LTD

1 2 3 4 5 6 7 8